


## TTDV 、 TSTP and TH3A Series Timer




### Features

1. Surface mount (N type) or flush mount (Y type) Compatible with standard 8 hole socket.
2. 15 different time ranges available, from 1sec to 24hour.
3. High operation stability and extreme timing accuracy.

# Panel Function



MARKS/DESCRIPTIONDESCRIPTION		
1	Main Control Indicator	Main Control Setting 1 is “ON”, Red LED Twinkling
2		Main Control Setting 1
3		Main Control Setting 2
4	Main Control Indicator	Main Control Setting 2 is “ON”, Red LED Twinkling






MARKS/DESCRIPTIONDESCRIPTION		
1	Main Control Indicator	Red LED Twinkling Shows “OFF”
2		Main Control Setting
3	Main Control Indicator	Red LED Twinkling Shows “ON”



MARKS/DESCRIPTIONDESCRIPTION		
1	Main Control Indicator	Red LED Twinkling Shows “OFF”
2	Main Control Indicator	Red LED Twinkling Shows “ON”
3		Main Control Setting

# Standard Specification

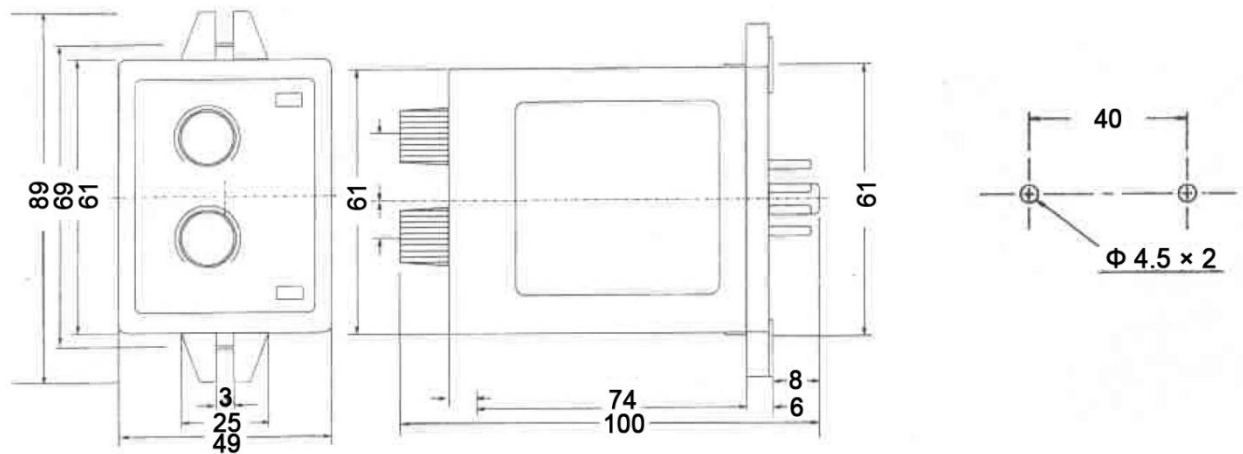
Model		TTDV			TSTP			TH3A		
Products										
Type		Surface	Plush		Surface	Plush		Surface	Plush	
Dimension		61H×49W ×92D	89H×57.5 W×88D		61H×49W ×92D	89H×57.5 W×88D		50H×40W ×57.5D	70H×47W ×57.5D	
Mounting & Socket	Surface (N)	8PFA	×		8PFA	×		PF085A	×	
	Plush (Y)	×	US08 or P3G-08		×	US08 or P3G-08		×	US08 or P3G-08	
Full Time Range		SEC: 6×6, 6×60, 60×6, 60×60 MIN: 6×6, 6×60, 60×6, 60×60 HR: 6×6, 6×12, 6×24, 12×6, 12×12, 24×24			SEC: 1, 3, 6, 12, 30, 60 MIN: 3, 6, 12, 30, 60 HR: 3, 6, 12, 24			SEC: 1, 3, 6, 12, 30, 60, 180 MIN: 3, 6, 12, 60, 60, 180 HR: 3, 6, 12, 24		
Rated Voltage		DC(V): 12,24 AC(V): 12, 24, 110, 220, 240, 50/60Hz			DC(V): 12, 24 AC(V): 12, 24, 110, 220, 240, 50/60Hz			DC(V): 12, 24 AC(V): 12, 24, 110, 220, 240, 50/60Hz		
Contact	Mode	TTDV -A	TTDV -B	TTDV -C	TSTP -A	TSTP -B	TSTP -C	TH3A -NA	TH3A -NB	TH3A -NC
	Time Limit 1C	5A	×	5A	5A	×	5A	5A	×	5A
	Time Limit 2C	×	5A	×	×	5A	×	×	5A	×
	Instantaneous 1C	5A	×	×	5A	×	×	5A	×	×
Mechanical Life		5×10 <sup>6</sup> times			5×10 <sup>6</sup> times			5×10 <sup>6</sup> times		
Electrical Life		10 <sup>5</sup> times			10 <sup>5</sup> times			10 <sup>5</sup> times		
Accuracy	Repeat ERROR	±2% max			±1% max			±1% max		
	Setting ERROR	±20% max			±10% max			±10% max		
	Voltage ERROR	±1.5% max			±1% max			±1% max		
	Temp. ERROR	±2% max			±2% max			±2% max		
Resetting time		0.2 sec max			0.1 sec max			0.1 sec max		

<b>Consumed Power</b>	2VA	2VA	2VA
<b>Ambient Temperature</b>	-10℃~+55℃	-10℃~+55℃	-10℃~+55℃
<b>Ambient Humidity</b>	45~85% RH	45~85% RH	45~85% RH
<b>Weight</b>	220g	220g	160g

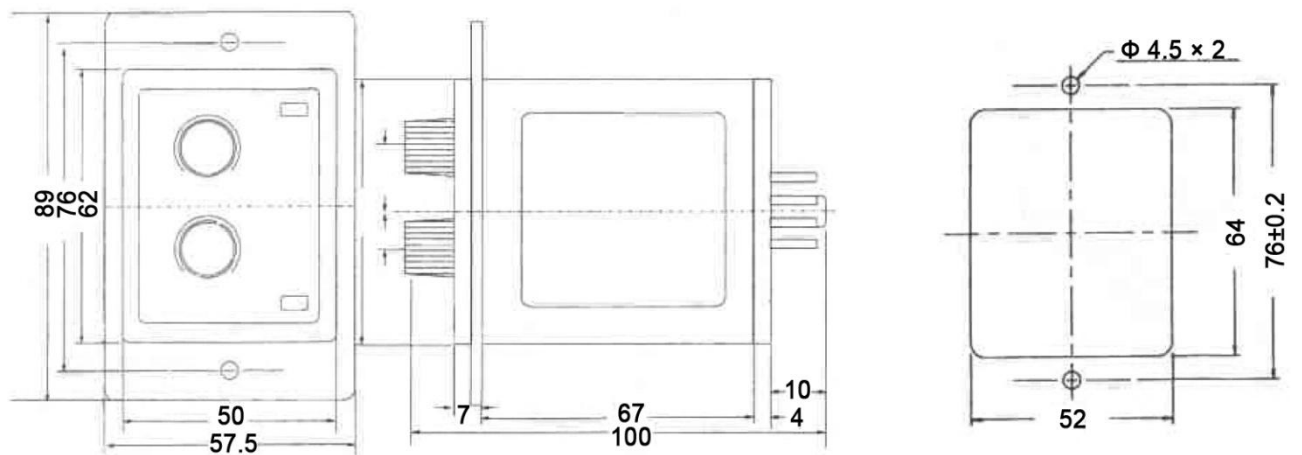
## External Dimension

### TTDV Series

#### Surface

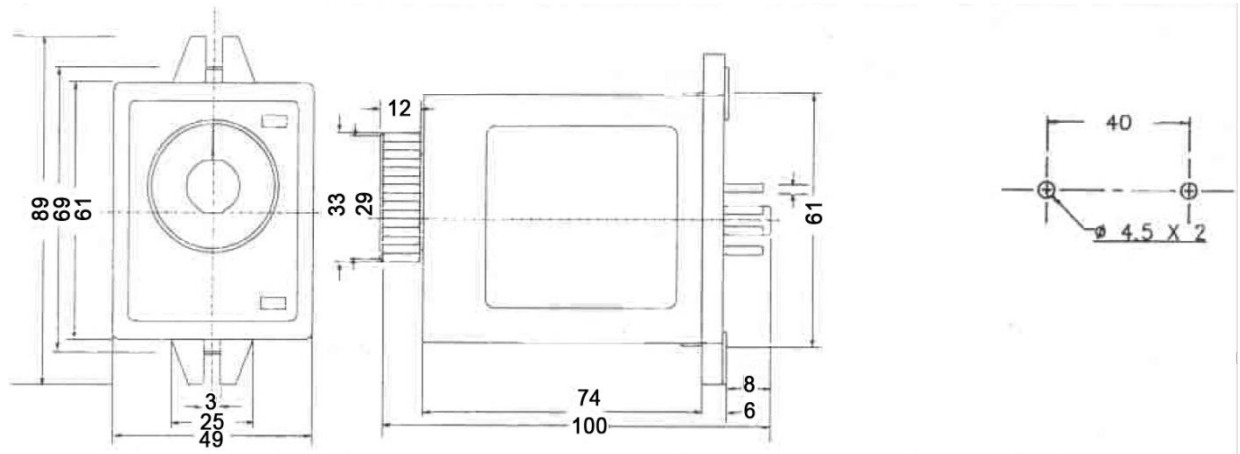


#### Plush

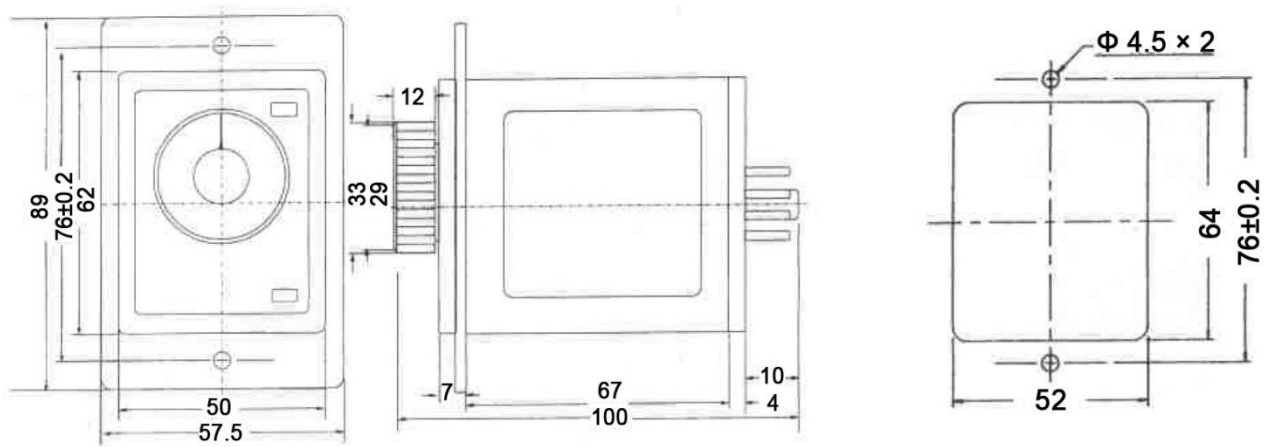


## TSTP Series

### Surface

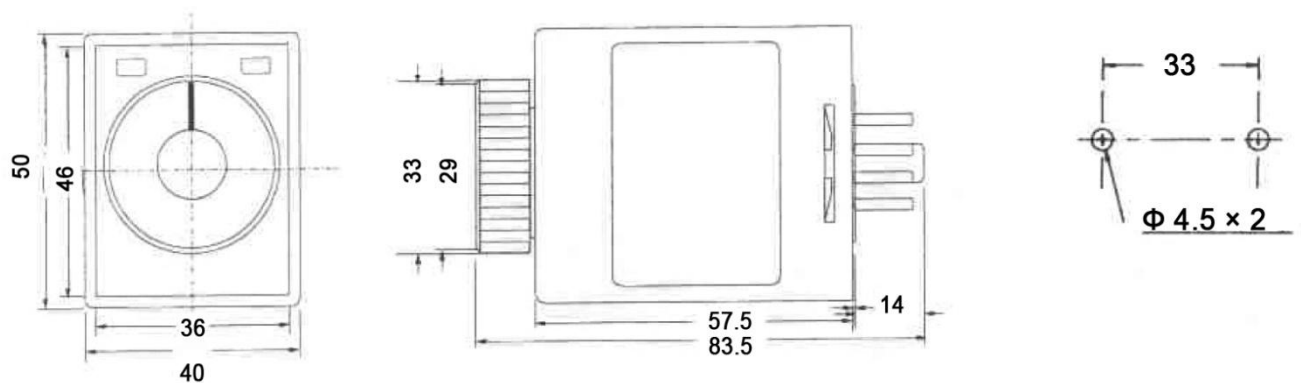


## Plush

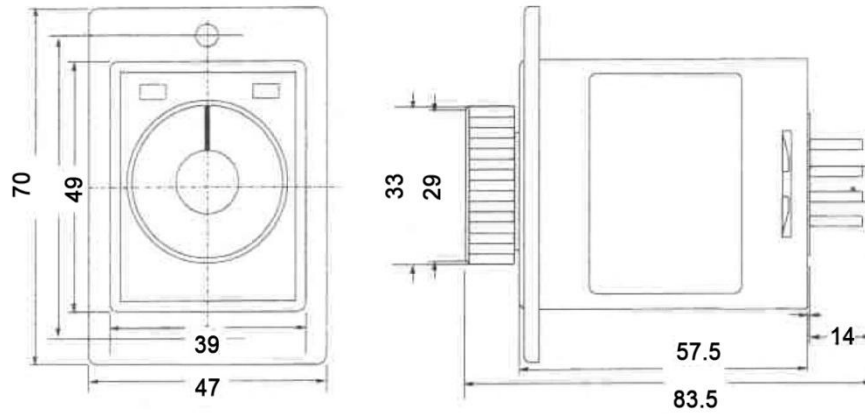


## TH3A Series

### Surface

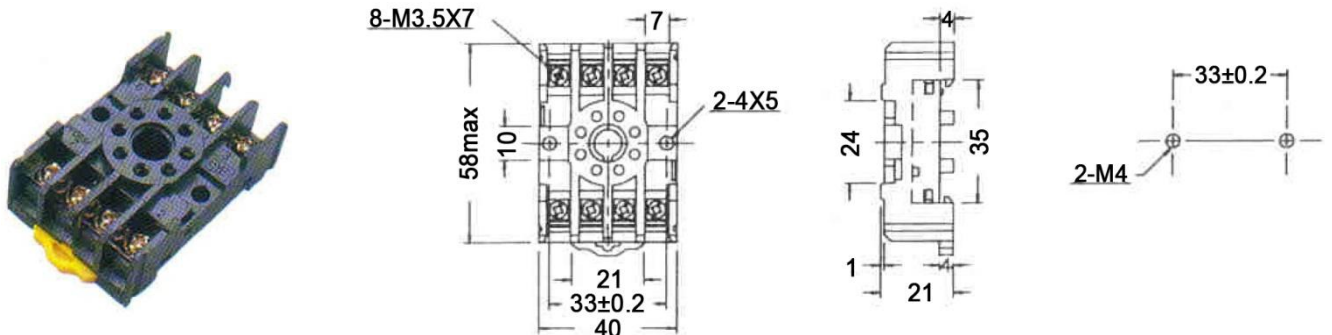


## Plush

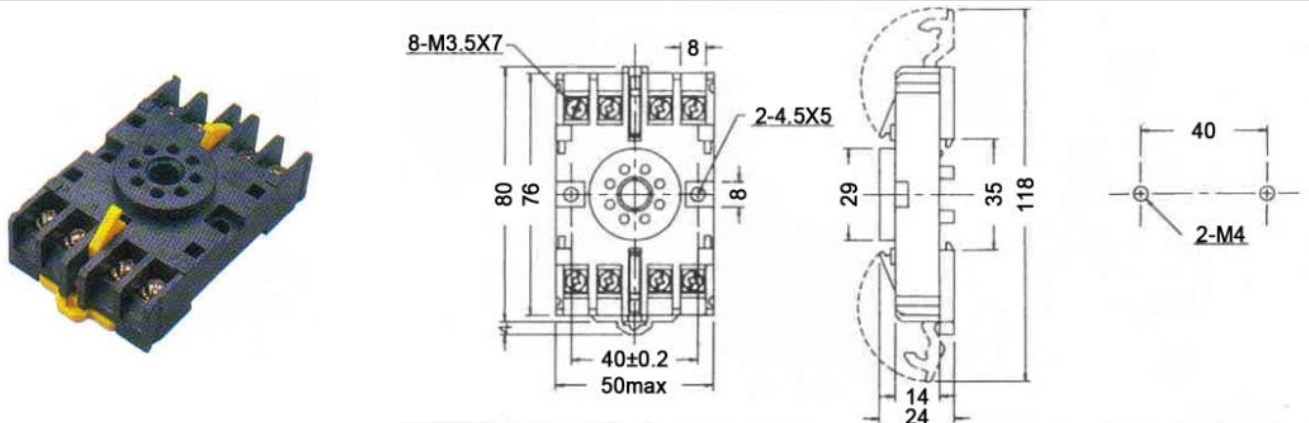


## Socket & Wiring Diagram

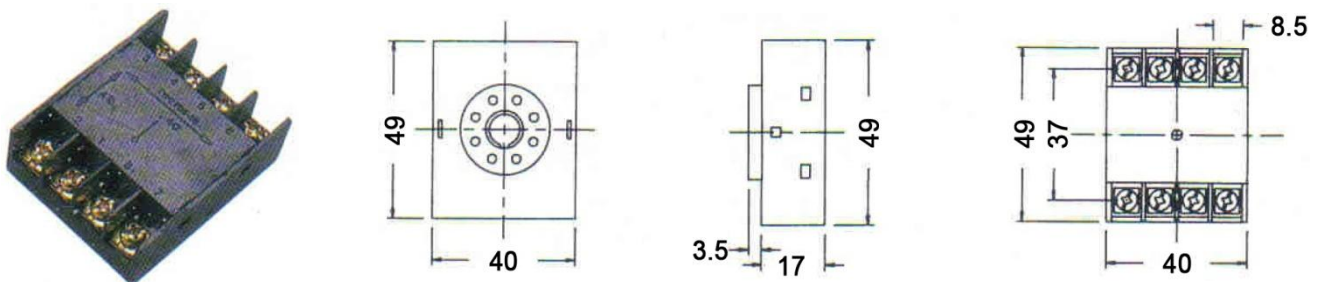
### PF085A



### 8PFA



### P3G-08

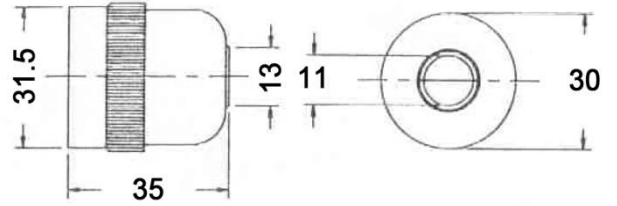
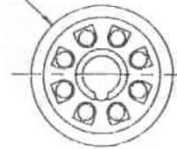




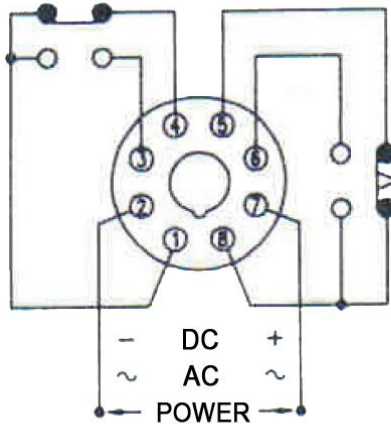
## US08



Φ 31.5



## TH3A-NA



POWER(2-7)

NC (8-5)

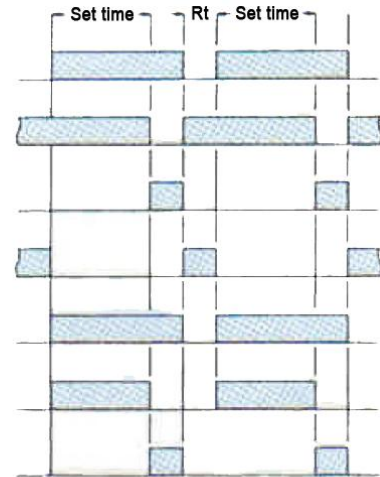
NO (8-6)

NC (1-4)

NO (1-3)

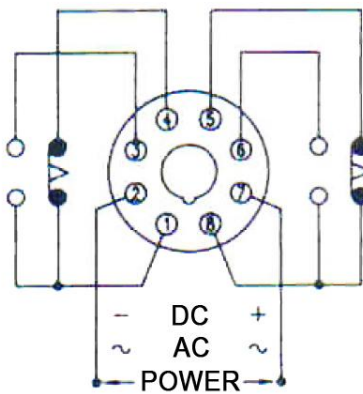
ON LAMP

UP LAMP



Rt: Resetting time

## TH3A-NB



POWER (2-7)

NC (8-5)

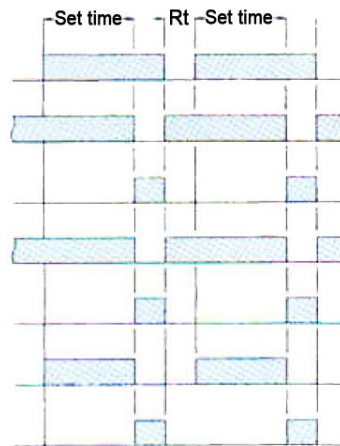
NO (8-6)

NC (1-4)

NO (1-3)

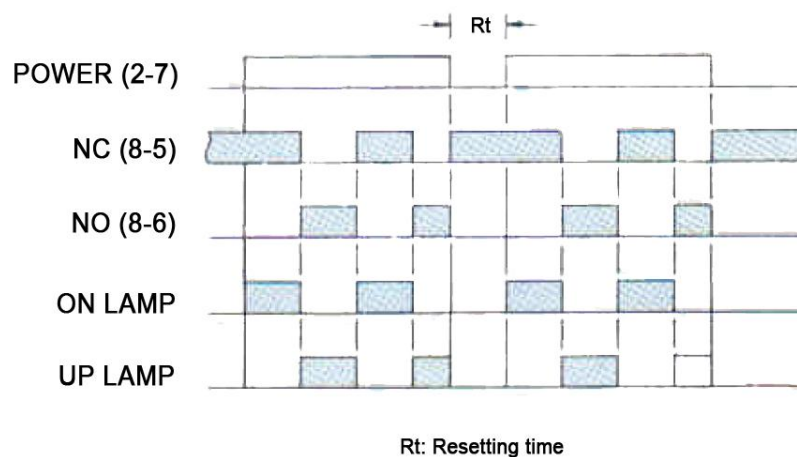
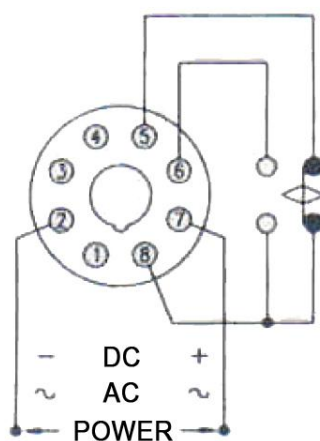
ON LAMP

UP LAMP

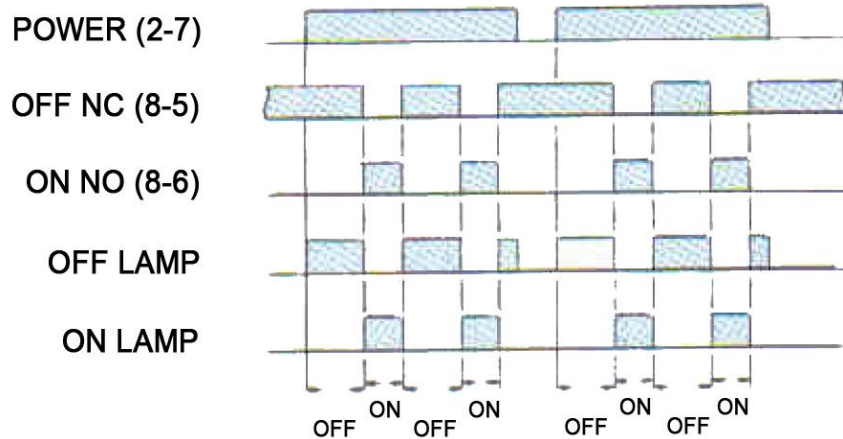
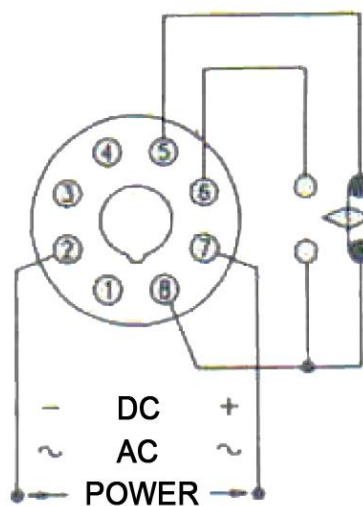


Rt: Resetting time

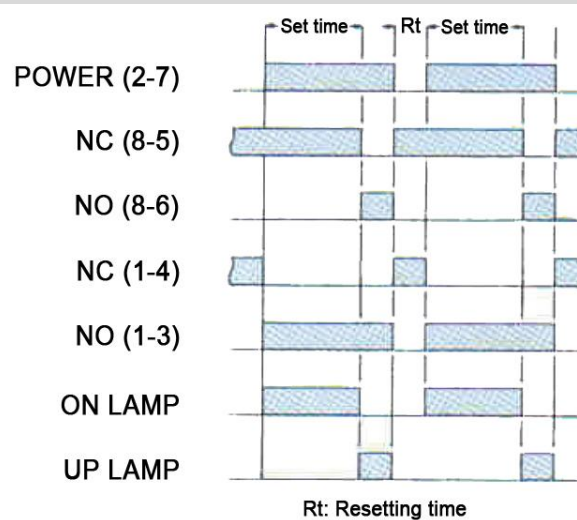
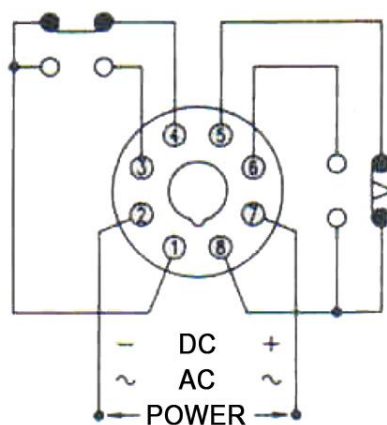
## TH3A-NC



## TTDV-N TTDV-Y

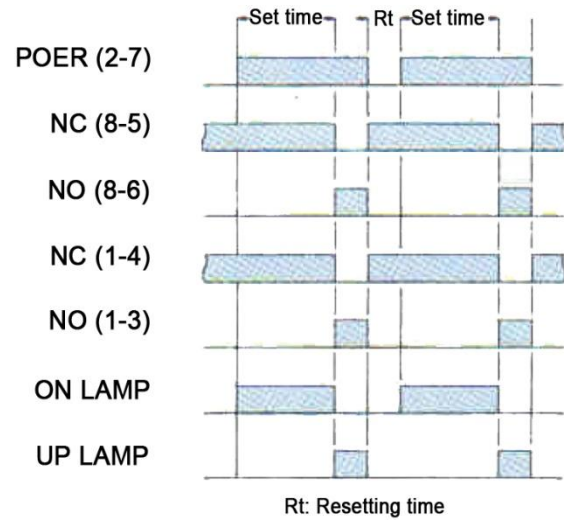
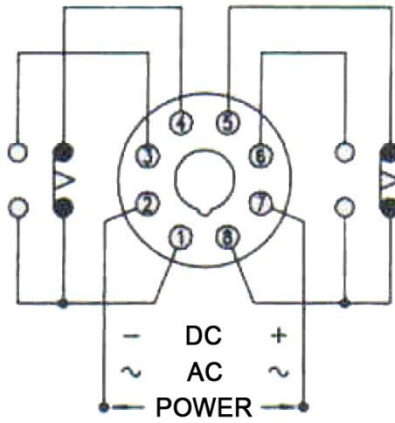


## TSTP-NA TSTP-YA

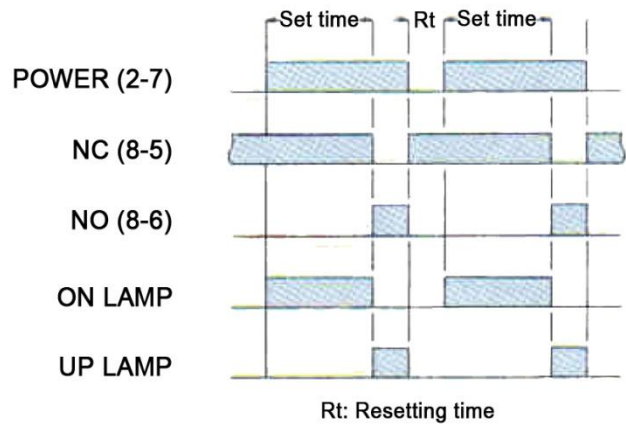
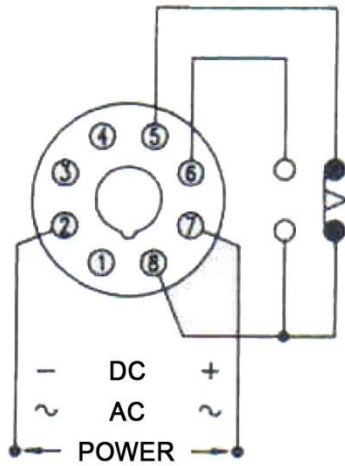




## TSTP-NB TSTP-YB



## TSTP-NC TSTP-YC



## Order information

TTDV-

N
---

A
---

1
---

A
---

A      B      C      D      E

**A. Model:**

TTDV Series

**B. Mounting Type:**

N- Surface

Y- Plush

**C. Output Contact:**

A- Time Limit 1C, Instantaneous 1C

B- Time Limit 2C

C- Instantaneous 1C

**D. Full Time Range:**

1- SEC: 6×6, 6×60, 60×6, 60×60

2- MIN: 6×6, 6×60, 60×6, 60×60

3- HR: 6×6, 6×12, 6×24, 12×6, 12×12, 24×24

**E. Rated Voltage:**

A- AC(V): 12, 24, 110, 220, 240, 50/60Hz

D- DC(V): 12,24

TSTP-

N
---

A
---

1
---

A
---

A      B      C      D      E

**A. Model:**

TSTP Series

**B. Mounting Type:**

N- Surface

Y- Plush

**C. Output Contact:**

A- Time Limit 1C, Instantaneous 1C

B- Time Limit 2C

C- Instantaneous 1C

**D. Full Time Range:**

1- SEC: 1, 3, 6, 12, 30, 60

2- MIN: 3, 6, 12, 30, 60

3- HR: 3, 6, 12, 24

**E. Rated Voltage:**

A- AC(V): 12, 24, 110, 220, 240, 50/60Hz

D- DC(V): 12,24

TH3A-

N
---

A
---

1
---

A
---

A      B      C      D      E

**A. Model:**

TH3A Series

**B. Mounting Type:**

N- Surface

Y- Plush

**C. Output Contact:**

A- Time Limit 1C, Instantaneous 1C

B- Time Limit 2C

C- Instantaneous 1C

**D. Full Time Range:**

1- SEC: 1, 3, 6, 12, 30, 60, 180

2- MIN: 3, 6, 12, 60, 60, 180

3- HR: 3, 6, 12, 24

**E. Rated Voltage:**

A- AC(V): 12, 24, 110, 220, 240, 50/60Hz

D- DC(V): 12,24

# Contact

## Taipei World Trade Center

Add: 3C25, Taipei World Trade Center, No. 5, Sec. 5, Hsin Yi Rd. Taipei Taiwan, R.O.C.

Tel: 886-2-27206601 (Rep.)

Fax: 886-2-23455120

E-mail: [gitta@ms9.hinet.net](mailto:gitta@ms9.hinet.net)

<http://www.maxthermo.com>

## Factory

Add: 11F., No.168, Jiankang Rd., Zhonghe Dist., New Taipei City 235, Taiwan (R.O.C.)

Tel: 886-2-22287950 (Rep.)

Fax: 886-2-22286140

## Thailand Office - THAI MAXIMUM ELECTRONIC CO., LTD

Add: 86/132-133 m.7 Samaedum Bangkoontien Bangkok 10150 Thailand.

Tel: +662-415-8318 , +662-417-2548-49

Fax: +662-415-8798

<http://www.thaimaximum.com>