


Temperature Sensing Probe

SP-51




Range	Specification	Class
800°C	SUS316 K-Type Thermocouple	A

SP-51A



Range	Specification	Class
800°C	SUS316 K-Type Sharp Tip Thermocouple	A

SP-51B




Range	Specification	Class
800°C	SUS316 K-Type Slanting Sharp Tip Thermocouple	A

SP-53



Range	Specification	Class
400°C	16Ø Temperature Sensing Head	A

SP-53A



Range	Specification	Class
400°C	22Ø Temperature Sensing Head	A

SP-53B




Range	Specification	Class
250°C	Teflon Temperature Sensing Head	A

SP-53C



Range	Specification	Class
400°C	16Ø Temperature Sensing Head	A


SP-53D



Range	Specification	Class
800°C	K Type Temperature Sensing Head With Spring	A


Temperature Sensing Probe

SP-56




Range	Specification	Class
400°C	L Type 16Ø Temperature Sensing Head	A

SP-56A




Range	Specification	Class
400°C	L Type 22Ø Temperature Sensing Head	A

SP-56B




Range	Specification	Class
250°C	L Type 22Ø Teflon Temperature Sensing Head	A

SP-57A




Range	Specification	Class
250°C	Teflon Temperature Sensing Wheels	A

SP-57B




Range	Specification	Class
250°C	SUS Temperature Sensing Wheels	A

SP-57C



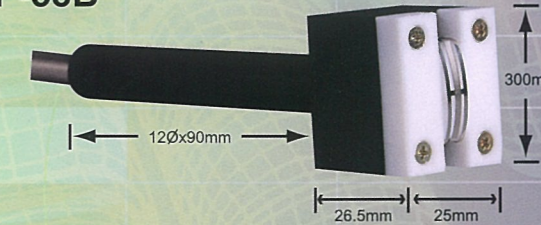
Range	Specification	Class
250°C	Temperature Sensing Bearing Wheels	A

SP-58A



Range	Specification	Class
250°C	Magnetic Temperature Sensing Head	A

SP-58B



Range	Specification	Class
250°C	Surface Temperature Sensing Head	A